

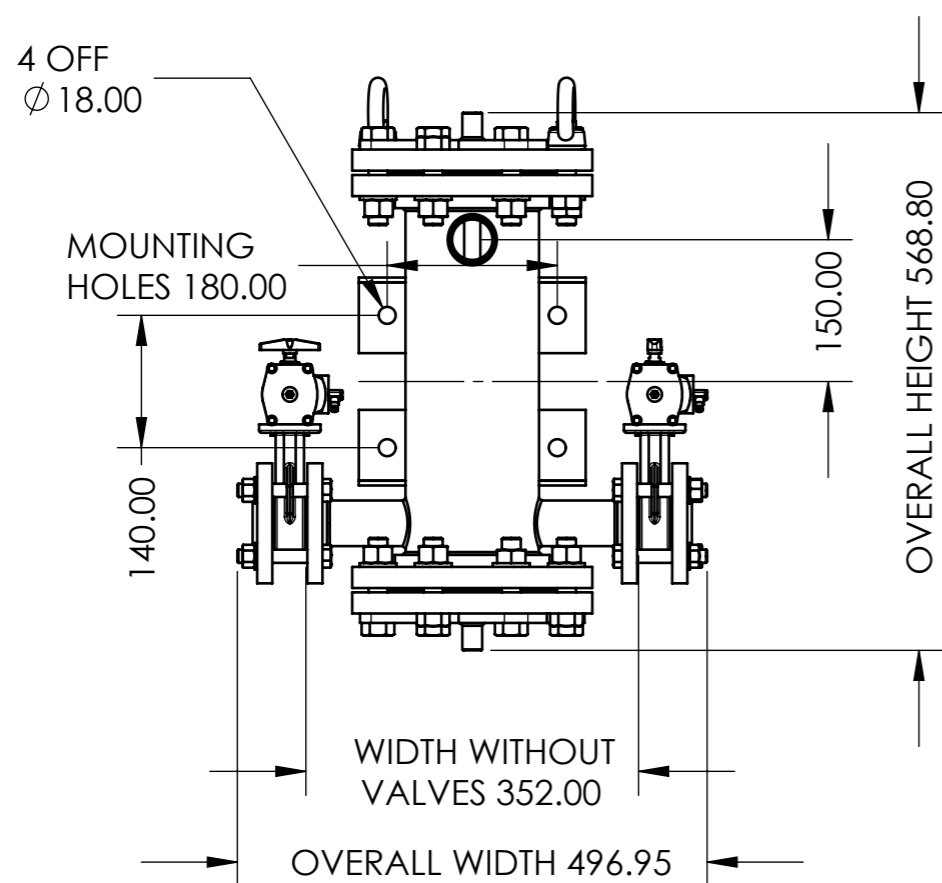
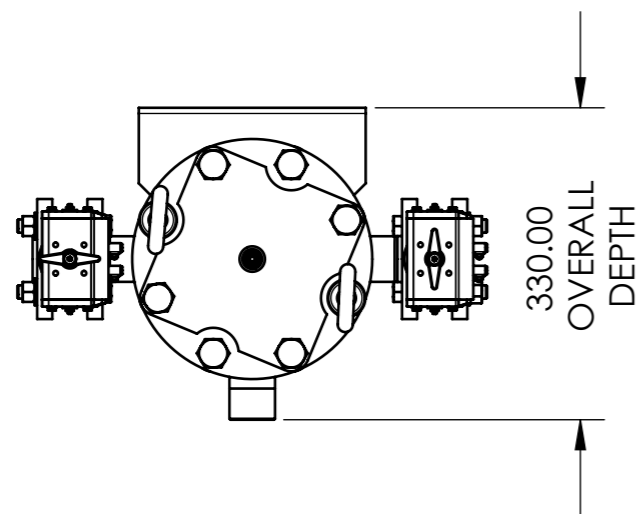
MACHINING LIMITS TO  
BE ± .025mm UNLESS  
OTHERWISE STATED

ISSUE NO.	1	2	3	4	5	6			
DATE	12 JUN 05	26 JUL 05	19 JAN 06	23 MAY 06	07 NOV 07	25 FEB 08			

**THIRD ANGLE PROJECTION**

ISSUE CONTROL NOTES

- ISSUE 1 ORIGINAL
- ISSUE 2 EXTRA BOTTOM PORT ADDED
- ISSUE 3 INLET CONNECTION CHANGED TO THREADED
- ISSUE 4 BRACKET DIMENSIONS ADDED
- ISSUE 5 THREADED CONNECTIONS ADDED
- ISSUE 6 BRACKET LENGTH REDUCED TO SUIT MANIFOLD CHANNEL



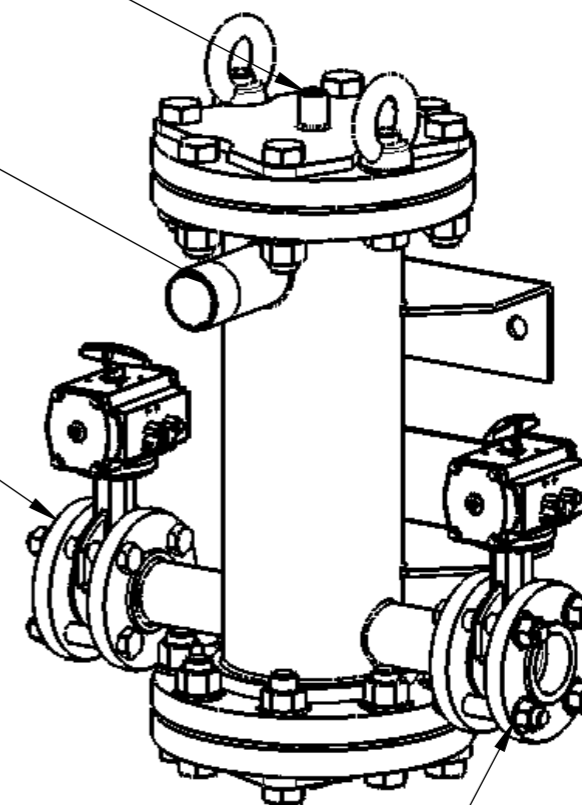
COMPRESSED AIR  
CONNECTION 1/4" BSP/NPT  
FEMALE BOTH ENDS

INLET CONNECTION  
1 1/2" MALE THREAD

DISCHARGE CONNECTION  
1 1/2" FEMALE THREAD  
ANSI 150 FLANGE

DISCHARGE AND PURGE  
CONNECTIONS ARE  
INTERCHANGEABLE

PURGE CONNECTION  
1 1/2" FEMALE THREAD  
ANSI 150 FLANGE



ALL DIMENSIONS ARE IN INCHES [MILLIMETERS]



TITLE  
**7 CORE AUTOMATIC MAGNETIC SEPARATOR  
GENERAL LAYOUT**

MATL:	DRAWN:	WFSH
SPECN:	CHECKED:	WFSH
No OFF:	DATE:	

**75 GPM**